

Pressure booster units for domestic water supply in house and garden.

HWE, HCE

Application

HOMA pressure booster units are the ideal solution for water supply from wells, collection tanks, ponds etc. High performance, silent operation, easy installation, and fully automatic operation of the pump by just opening the tap are the main advantages of all HOMA booster units.

Series HWE: Pump with pressure switch for automatic operation and diaphragm tank to avoid pump operation at small water quantity consumption.

Series HCE: Pump with electronic pump control HPS 1. The HPS 1 operates the pump depending on water pressure and flow, including a dry running protection, which stops the pump at lack of water to prevent damages from overheating.

Pumped medium: Clear water.

Max. medium temperature: 35°C.

Design

Self priming centrifugal pumps with stainless steel pump housing, stainless steel or noryl (HCE 105) impellers.

Series HWE: Single stage jet pumps with pressure switch, manometer and diaphragm water tank.

HWE 55, HWE 71:

22 l steel tank

HWE 70-60: 60 l steel tank

HWE 76E: 22 l stainless steel tank

Series HCE: With electronic pump control HPS 1 with dry running protection.


HCE 60, HCE 71: Single stage jet pumps.

HCE 105: Multistage centrifugal pump.

Motor: With single phase electric motor, insulation class F, motor protection IP 44. Voltage 230-240 V, 50 Hz.

Speed 2900 rpm. Cable length 2 m.

Shaft seal: Mechanical seal.



Technical Data

Curve No.	Pump type	Motor input P ₁ (kW)	Nominal current (A)	Suction head max. (m)	Self priming up to (m)	Weight (kg)
①	HWE 55	1,0	4,3	8	8	17,0
②	HWE 71	1,2	4,9	8	8	18,0
②	HWE 70-60	1,2	4,9	8	8	25,0
②	HWE 76 E	1,3	5,0	8	8	17,5
③	HCE 60	1,0	4,3	8	8	10,0
④	HCE 71	1,2	4,9	8	8	11,0
⑤	HCE 105	1,3	5,5	8	8	13,0

other voltages are available upon request

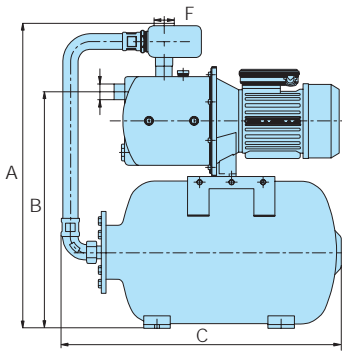
Performance

Type	Pump head in meter (m)				Max. recommended hose length for operation with lawn sprinklers					
	Pump flow in liter per minute (L/min)				Hose	with 1 sprinkler	with 2 sprinklers			
HWE 55	m	10	20	30	40	1/2" (13 mm)	65 m	1x 12 m	2x 20 m	
	L/min	48	44	28	10	3/4" (19 mm)	380 m	1x 70 m	2x125 m	
HWE 71	m	10	20	30	40	50	1/2" (13 mm)	90 m	1x 20 m	2x 35 m
	L/min	64	58	40	22	2	3/4" (19 mm)	510 m	1x118 m	2x205 m
HWE 70-60 HWE 76 E	m	10	20	30	40	1/2" (13 mm)	65 m	1x 12 m	2x 20 m	
	L/min	48	44	28	10	3/4" (19 mm)	380 m	1x 70 m	2x125 m	
HCE 71	m	10	20	30	40	50	1/2" (13 mm)	90 m	1x 20 m	2x 35 m
	L/min	64	58	40	22	2	3/4" (19 mm)	510 m	1x118 m	2x205 m
HCE 105	m	10	20	30	40	50	1/2" (13 mm)	142 m	1x 36 m	2x 62 m
	L/min	88	75	64	50	28	3/4" (19 mm)	850 m	1x218 m	2x360 m

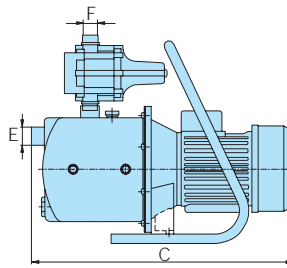
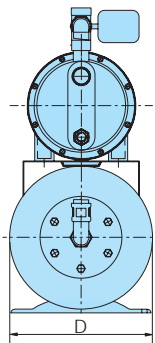


Dimensions

Series HWE



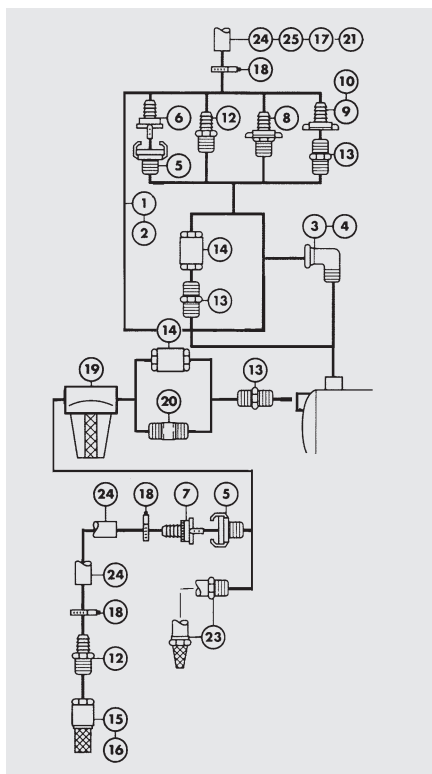
Series HCE



Type	A	B	C	D	E	F
HWE 55	560	450	530	270	BSP 1" F	BSP 1" F
HWE 71	573	437	530	270	BSP 1" F	BSP 1" F
HWE 70-60	695	565	748	380	BSP 1" F	BSP 1" F
HWE 76 E	573	437	530	270	BSP 1" F	BSP 1" F
HCE 60	403	-	375	282	BSP 1" F	BSP 1" F
HCE 71	353	-	370	280	BSP 1" F	BSP 1" F
HCE 105	415	-	413	280	BSP 1" F	BSP 1" F

(all dimensions in mm)

Accessories



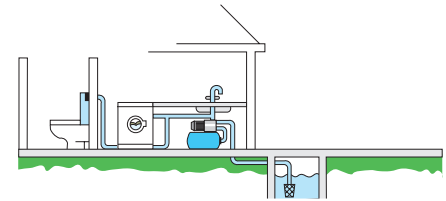
Part Description	Dimension	Part No.
① 90° plastic elbow	BSP 1 1/4" M/ spigot	6000473
② 90° plastic elbow	BSP 1 1/4" M x BSP 1" M and spigot	6000453

Part Description	Dimension	Part No.
③ 90° galvanized elbow	BSP 1" F/M	2111405
④ 90° galvanized bend	BSP 1" F/M	2113603
⑤ Brass fixed coupling	BSP 3/4" M BSP 1" M	2005213 2005313
⑥ Brass hose coupling	1/2" 3/4" 1" 1 1/4"	2003113 2003213 2003313 2003413
⑦ Brass half suction coupling	3/4" 1"	2007217 2007227
⑧ Brass STA-hose coupling	BSP 1" M x 1" spigot BSP 1 1/4" M x 1 1/4" spigot	2001313 2001413
⑨ Screwed coupling with spigot	BSP 3/4" F x 1/2" spigot BSP 3/4" F x 3/4" spigot BSP 1" F x 1/2" spigot BSP 1" F x 3/4" spigot BSP 1" F x 1" spigot	2007501 2007505 2007510 2007515 2007520
⑩ Hose spigot	BSP 3/4" M x 3/4" spigot BSP 1" M x 1" spigot BSP 1" M x 3/4" spigot BSP 1" M x 1 1/2" spigot	2007316 2007326 2007350 2007355
⑪ Brass double nipple	BSP 3/4" M BSP 1" M BSP 1" M x BSP 3/4" M BSP 1 1/4" x BSP 1" M	2009021 2009022 2009031 2009032

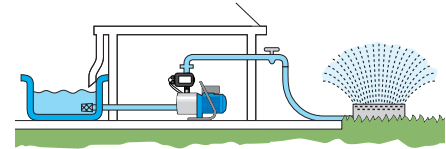
Part Description	Dimension	Part No.
⑫ Brass non-return valve	BSP 3/4" F BSP 1" F	2009024 2009026
⑬ Foot valve with strainer	BSP 3/4" F BSP 1" F	2008145 2008146
⑭ Foot valve with strainer for driven well	outer dia. 30 mm, BSP 3/4" F	2008090
⑮ Coupling spigot	3/4" 1" 1 1/4" 3/4" x 1/2"	2007580 2007585 2007586 2007590
⑯ Hose band	1/2" 3/4"-1" 1 1/4"	2301522 2302330 2303252
⑰ Pre filter, BSP 1"	Length 5" Length 10"	8002006 8002001
⑱ Extension pipe for pre filter	BSP 1" x 3/4" M	2009028
⑲ Drain cock with hose connection		2008010
⑳ Fi protection switch		1561160
㉑ Suctionkit, complete with connector BSP 1" M, reinforced hose, dia. 23 mm, suction strainer and foot valve	length 4 m length 7 m	8522010 8522015
	length 4 m length 7 m	8522019 8522021
㉒ Reinforced hose	dia. 3/4" dia. 1" dia. 1 1/4"	2632019 2632025 2632030
㉓ PVC hose	dia. 3/4" dia. 1" dia. 1 1/4"	2620700 2621000 2621200

Installations

Domestic water supply from wells



Water supply from rain water collection tanks



HOMA
P U M P T E C H N O L O G Y

HOMA Pumpenfabrik GmbH
P.O. Box 22 63, D-53814 Neunk.-Seelscheid
Tel. ++49 (0) 22 47/702-0, Fax ++49 (0) 22 47/702-44
e-mail: info@homa-pumpen.de
www.homapumps.com